

12.5	47	11.5	297	
11.5-12	46	11	291 mm	
10.5-11	45	10	283 mm	
10.5-11	44	9	276 mm	
10	43	8.5	271 mm	
9-9.5	42	7.5	264 mm	
10	41	7	257 mm	
9-9.5	40	6.5	251 mm	
8.5	39	6	244 mm	
7.5-8	38	5.5	237 mm	
6.5-7	37	4.5	232 mm	
6	36	3.5	225 mm	
5.5	35			
US (WOM)		US (MEN)	EU	UK

In case of doubt or half numbers we recommend you choose the highest number.

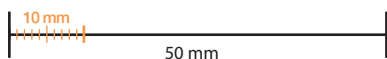
## SIZE CONVERTER

- 1 First, place the heel along the dotted line drawn on the template with bare feet.
- 2 Place well your foot and mark the end with a pencil.
- 3 If your size is in the border line between two numbers, we advise you to choose the highest.



See examples on the next page

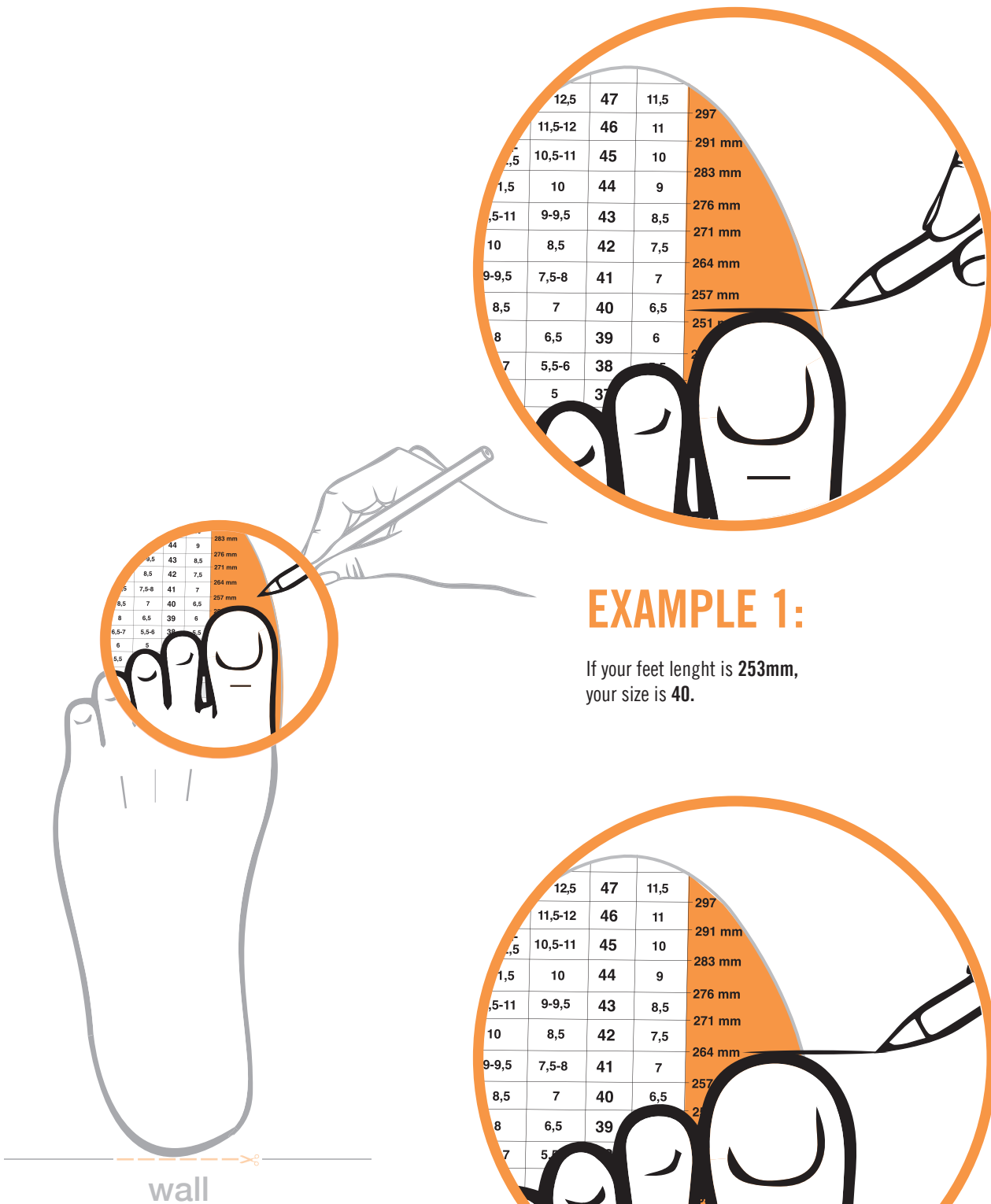
**ATTENTION!**  
**PRINT 100%**



IS IT PRINTED IN THE RIGHT SCALE?  
To check if the foot-size has been 100% correctly printed, take a ruler and measure the scale, it must measure 50 mm.


**PLACE YOUR HEEL  
IN THE LINE**





## EXAMPLE 1:

If your feet length is **253mm**,  
your size is **40**.



## EXAMPLE 2:

If your feet length is **264mm**,  
your size is **42**.